




















# Earthing and Short-circuiting Devices


## Overview Earth Clamps

No.	Type	Max. cross section (mm <sup>2</sup> )	 Ø (mm)	 Ø (mm)	 Ø (mm)	 Ø (mm)	 Ø (mm)	Max. short-circuit current Ik 1 s (kA)	Clamping range (mm)	Clamping width (mm)	Weight (g)
364 811 001	A1 	150	-	16	-	-	-	29.6	16	-	656
364 544 002	A2 	150	-	16 - 22	-	16 - 22	-	29.6	16 - 22	-	736
360 419 004	E2 	70	-	-	-	2 - 30	2 - 30	13.8	2 - 30	-	370
360 416 002	F1 	50	-	-	-	-	2 - 20	9.9	2 - 20	-	442
360 628 002	F2 	95	-	-	-	-	2 - 22	18.7	2 - 22	-	978
360 414 001	U1 	95	20	-	15	5 - 20	2 - 20	18.7	2 - 20	38	720
361 346 001	U2 	150	25	-	15	5 - 20	2 - 20	29.6	2 - 20	38	754
364 704 004	U3 	95	20	-	15	5 - 20	2 - 20	18.7	2 - 20	38	806
364 704 003	U4 	150	25	-	15	5 - 20	2 - 20	29.6	2 - 20	38	836
364 714 002	U5 	120	25	-	20	5 - 25	2 - 25	23.7	2 - 25	38	902
361 657 001	M12 	150	-	-	-	-	-	29.6	-	-	210
361 658 001	M16 	150	-	-	-	-	-	29.6	-	-	210
361 657 002	S12 	150	-	-	-	-	-	29.6	-	-	250
361 659 001	S16 	150	-	-	-	-	-	29.6	-	-	250

V

Earth Clamps

## Overview Line Clamps

No.	Type	Max. cross section (mm <sup>2</sup> )						Max. short-circuit current Ik 1 s (kA)	Clamping range (mm)	Clamping width (mm)	Weight (g)
			Ø (mm)	Ø (mm)	Ø (mm)	Ø (mm)	Ø (mm)				
364 904 001	P1	120	-	-	-	4 - 20	-	23.7	4 - 20	48	382
364 903 001	P2	150	-	-	-	6 - 32	-	29.6	6 - 32	57	526
360 330 002	P3	95	20	5 - 20	15	5 - 20	5 - 20	18.7	5 - 20	38	754
360 332 001	P4	120	25	5 - 20	15	5 - 20	5 - 20	23.7	5 - 20	38	782
360 333 002	P5	150	25	5 - 25	20	5 - 25	5 - 20	29.6	5 - 25	50	850
364 309 005	P6	70	-	-	-	4 - 23	4 - 23	13.8	4 - 23	27	440
363 245 006	P7	120	-	-	-	4.5 - 35	4.5 - 35	23.7	4.5 - 35	34	714
364 459 009	P8	150	-	-	-	10 - 85	-	29.6	10 - 85	40	886
360 335 003	P9	95	-	-	-	10 - 32	10 - 32	18.7	10 - 32	38	968
360 329 001	P10	50	-	-	-	5 - 16	5 - 16	9.9	5 - 16	40	722
360 335 004	P11	95	-	-	-	10 - 32	10 - 32	18.7	10 - 32	38	1010
363 091 297	P12	150	-	-	-	-	10 - 25	29.6	10 - 25	40	914

## Overview Rail Earth Clamps for Railway Systems

No.	Type	Max. cross section (mm <sup>2</sup> )							Max. short-circuit current Ik 1 s (kA)	Clamping range (mm)	Clamping width (mm)	Weight (g)
			Ø (mm)	Ø (mm)	Ø (mm)	Ø (mm)	Ø (mm)	Ø (mm)				
363 322 005	R50	50	-	-	-	-	-	40 (Ik 0.12s)	-	-	2128	
364 901 001	R5*	70	-	-	-	-	-	13.8 (Ik 1s)	-	-	5000	
364 868 001	R52	50	-	-	-	-	-	40 (Ik 0.12s)	-	-	858	

## Overview Contact Wire Earth Clamps for Railway Systems

No.	Type	Max. cross section (mm <sup>2</sup> )							Max. short-circuit current Ik 1 s (kA)	Clamping range (mm)	Clamping width (mm)	Weight (g)
			Ø (mm)	Ø (mm)	Ø (mm)	Ø (mm)	Ø (mm)	Ø (mm)				
363 418 003	P50	120	-	-	-	4.5 - 35	-	23.7	4.5 - 35	34	814	
361 499 001	P51	50	-	-	-	Ri80 - 150	-	36.5 (Ik 0.12s)	-	30	1070	
361 499 499	P52	50	-	-	-	Ri80 - 150	-	36.5 (Ik 0.12s)	-	30	942	
362 947 947	P53	50	-	-	-	Ri80 - 150	-	23.3 (Ik 0.12s)	-	30	1968	